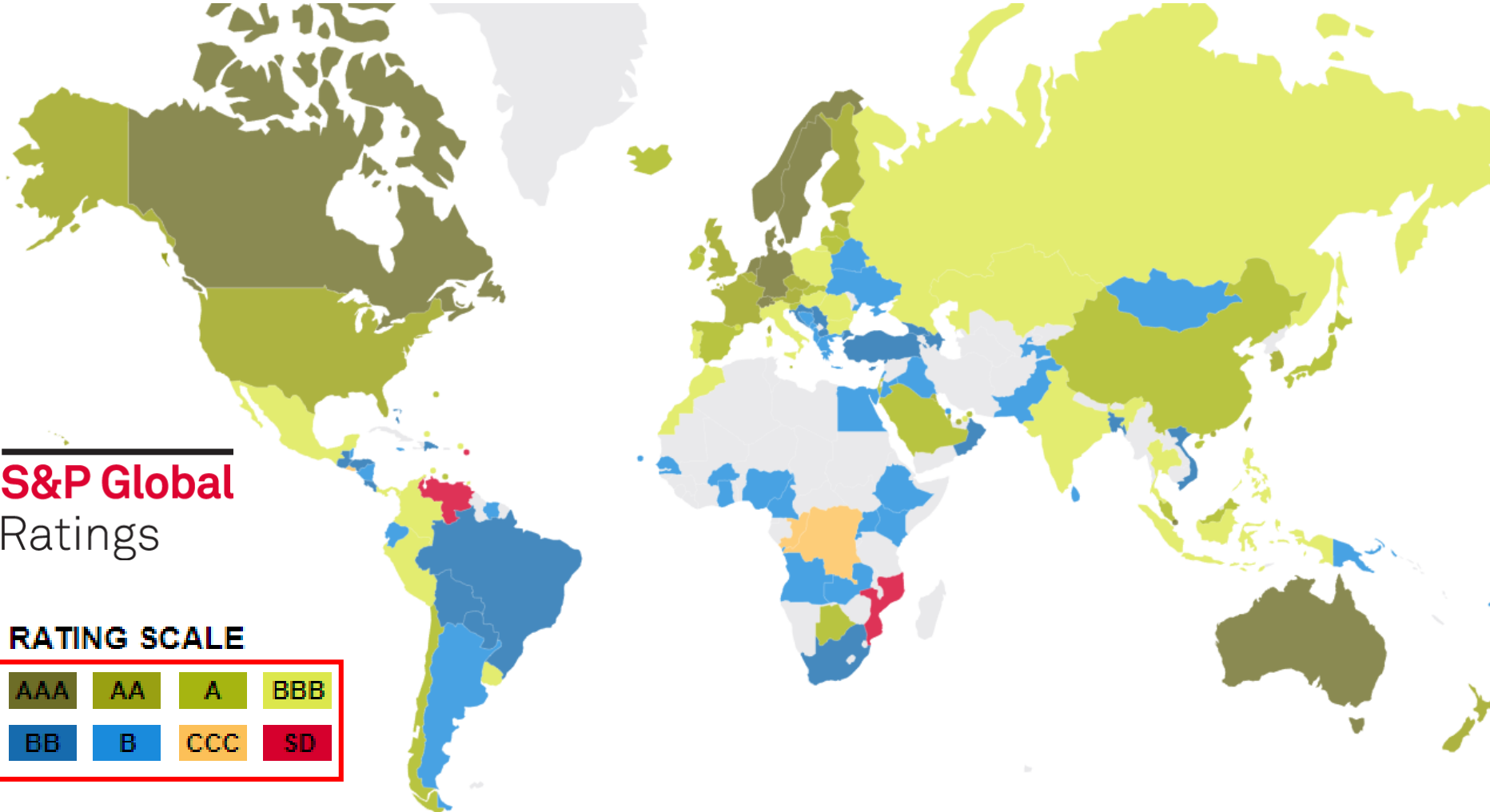


# Sovereign Risk Indicators (2018 Estimates)

(As of July 5, 2018)

## ALL COUNTRIES



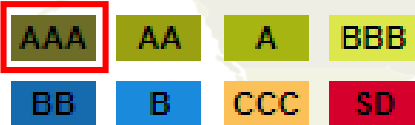
# Sovereign Risk Indicators (2018 Estimates)

(As of July 5, 2018)

Indicators

**S&P Global**  
Ratings

## RATING SCALE



## 'AAA' CATEGORY COUNTRIES

AAA Australia

AAA Canada

AAA Denmark

AAA Germany

AAA Liechtenstein

AAA Luxembourg

AAA Netherlands

AAA Norway

AAA Singapore

AAA Sweden

AAA Switzerland



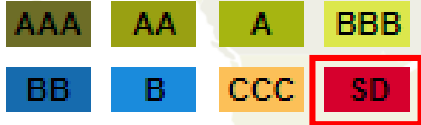
# Sovereign Risk Indicators (2018 Estimates)

(As of July 5, 2018)

Indicators

**S&P Global**  
Ratings

## RATING SCALE



## 'SELECTIVE DEFAULT' CATEGORY COUNTRIES

SD Barbados

SD Mozambique

SD Venezuela



# Sovereign Risk Indicators (2018 Estimates)

(As of July 5, 2018)

Indicators

## S&P Global Ratings

### RATING SCALE

AAA	AA	A	BBB
<b>BB</b>	B	CCC	SD

## 'BB' CATEGORY COUNTRIES

**BB+** Azerbaijan

**BB+** Bahamas

**BB-** Bangladesh

**BB-** Bolivia

**BB-** Brazil

**BB-** Costa Rica

**BB+** Croatia

**BB+** Cyprus

**BB-** Dominican Republic

**BB-** Georgia

**BB-** Guatemala

**BB-** Honduras

**BB-** Macedonia

**BB** Oman

**BB** Paraguay

**BB** Serbia

**BB** South Africa

**BB-** Turkey

**BB-** Vietnam

# Sovereign Risk Indicators (2018 Estimates)

(As of July 5, 2018)

## S&P Global Ratings

### RATING SCALE

AAA	AA	A	BBB
BB	B	CCC	SD

### ASEAN REGION COUNTRIES

BBB- Indonesia

A- Malaysia

BBB Philippines

AAA Singapore

BBB+ Thailand

BB- Vietnam

# Canada's Top Airports (By Traffic Volumes)

